

Specifications

Models	Z-45/25 RT		Z-45/25J RT	
Measurements	Metric	US	Metric	US
Working height maximum*	15.97 m	51 ft 10 in	15.86 m	51 ft 6 in
Platform height maximum	13.97 m	45 ft 10 in	13.86 m	45 ft 6 in
Horizontal reach maximum	7.49 m	24 ft 7 in	7.52 m	24 ft 8 in
Up and over clearance maximum	7.14 m	23 ft 5 in	7.14 m	23 ft 5 in
A Platform length	0.76 m	2 ft 6 in	0.76 m	2 ft 6 in
B Platform width	1.83 m	6 ft	1.83 m	6 ft
C Height - stowed	2.13 m	7 ft	2.13 m	7 ft
D Length - stowed	5.38 m	17 ft 8 in	6.65 m	21 ft 10 in
E Width	2.29 m	7 ft 6 in	2.29 m	7 ft 6 in
F Wheelbase	2.03 m	6 ft 8 in	2.03 m	6 ft 8 in
G Ground clearance - center	0.37 m	1 ft 3 in	0.37 m	1 ft 3 in

Productivity

Lift capacity	227 kg	500 lbs	227 kg	500 lbs
Platform rotation	180°	180°	160°	160°
Vertical Jib rotation	—	—	135°	135°
Turntable rotation	355° non-continuous		355° non-continuous	
Turntable tailswing	zero	zero	zero	zero
Drive speed - stowed	7.24 km/h	4.5 mph	7.24 km/h	4.5 mph
Drive speed - raised **	1.00 km/h	0.61 mph	1.00 km/h	0.61 mph
Gradeability - 4WD - stowed***	45%	45%	45%	45%
Turning radius - inside	1.68 m	5 ft 6 in	1.68 m	5 ft 6 in
Turning radius - outside	4.50 m	14 ft 9 in	4.50 m	14 ft 9 in
Controls	12 V DC proportional		12 V DC proportional	
Tyres	355/55 D20		355/55 D20	

Power

Power source Deutz diesel D2011L03i 3 cylinder diesel 35.8 kW (48 hp)

Auxiliary power unit	12 V DC		12 V DC	
Hydraulic tank capacity	83 L	22 gal	83 L	22 gal
Fuel tank capacity	64.4 L	17 gal	64.4 L	17 gal

Sound & Vibration Levels

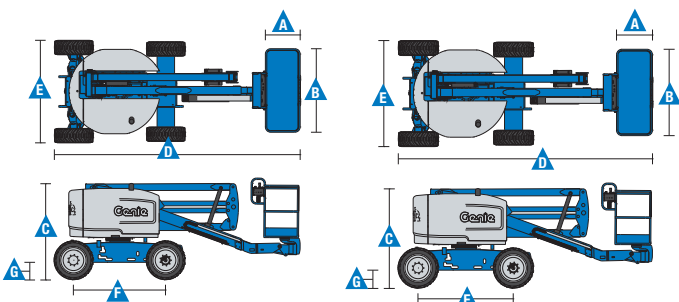
Sound pressure level (ground workstation)	87 dBA	87 dBA	87 dBA	87 dBA
Sound pressure level (platform workstation)	82 dBA	82 dBA	82 dBA	82 dBA
Vibration	<2.5 m/s ²	<8 ft 2 in/s ²	<2.5 m/s ²	<8 ft 2 in/s ²

Weight****

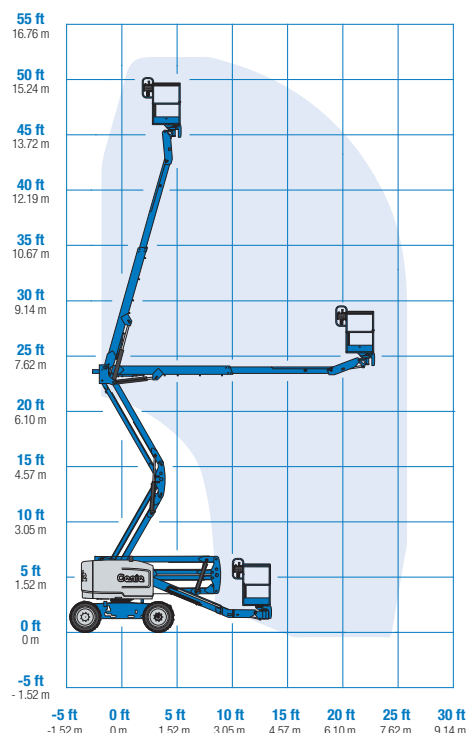
CE 4WD (foam filled tyres)	6,415 kg	14,144 lbs	6,460 kg	14,244 lbs
----------------------------	----------	------------	----------	------------

Standards Compliance

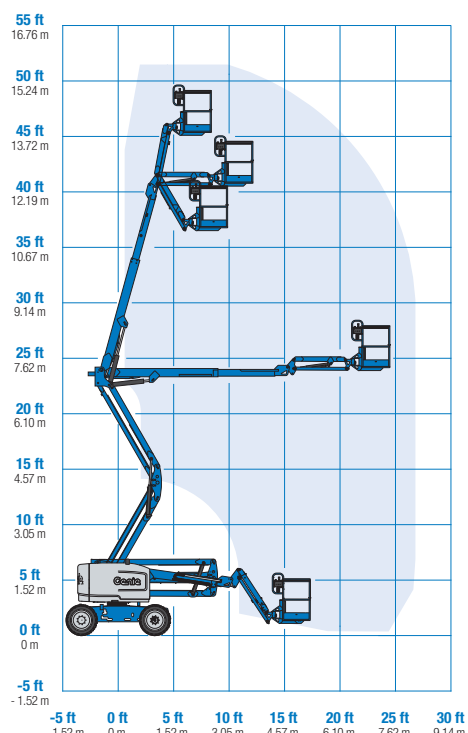
EU Directives: 2006/42/EC - Machinery Directive
Harmonized Standards: EN280; 2004/108/EC (EMC);
2000/14/EC (Outdoor Noise)



Range Of Motion Z-45/25 RT



Range Of Motion Z-45/25J RT



* The metric equivalent of working height adds 2 m to platform height. U.S. adds 6 ft to platform height.

** In lift mode (platform raised), the machine is designed to operate on firm, level surfaces only.

*** Gradeability applies to driving on slopes. See operator's manual for details regarding slope ratings.

**** Weight will vary depending on options and/or country standards.

Features

Standard Features	Easily Configured To Meet Your Needs	Options & Accessories
Measurements Z-45/25 RT <ul style="list-style-type: none"> 15.97 m (51 ft 10 in) working height 7.49 m (24 ft 7 in) horizontal reach 7.14 m (23 ft 5 in) up and over clearance Up to 227 kg (500 lbs) lift capacity Z-45/25J RT <ul style="list-style-type: none"> 15.86 m (51 ft 6 in) working height 7.52 m (24 ft 8 in) horizontal reach 7.14 m (23 ft 5 in) up and over clearance Up to 227 kg (500 lbs) lift capacity 	Platform Options <ul style="list-style-type: none"> Steel 1.83 m (6 ft) dual entry with side swing gate Jib Options <ul style="list-style-type: none"> Non-jib Articulating 1.52 m (5 ft) jib boom Power Options <ul style="list-style-type: none"> Deutz diesel 35.8 kW (48 hp) Drive Options <ul style="list-style-type: none"> 4 x 4 Axle Options <ul style="list-style-type: none"> Active oscillation Tyre Options <ul style="list-style-type: none"> Rough terrain foam-filled Rough terrain non-marking (foam-filled) 	Productivity <ul style="list-style-type: none"> Half-mesh platform inserts with swing gate Platform top auxiliary rail Air line to platform Power to platform (incl. plug, socket and ground fault interrupt leakage on request) Work lights package (2 on chassis, 2 on platform) Dual axis joystick steering Biodegradable hydraulic oil Hostile environment kit ⁽¹⁾: cylinder bellows, boom wiper seals and platform control box covers Aircraft protection kit ^(1,4): platform foam padding and padded disable system (available on Jib models only) Tilt cut-out option Track & Trace ⁽²⁾ (GPS unit providing machine location & operating information) Panel cradle package ⁽¹⁾ (requires foam filled tyres & tri-entry platform) Lockable platform control box cover Operator Protective Structure Power <ul style="list-style-type: none"> Diesel catalytic scrubber muffler Engine gauge package (oil pressure & temperature) AC generator packages (110V/60Hz - 220V/50Hz, 3000W) Low temperature cut-out module Engine heater option ⁽³⁾ Cold weather packages ⁽¹⁾



⁽¹⁾ Factory-fit option only
⁽²⁾ Includes a first 2 years subscription
⁽³⁾ Available with Deutz engine only
⁽⁴⁾ Reduces platform load capacity to 440 lbs



Inchiriere - Vanzare - Service
UTILAJE PENTRU LUCRU LA INALTIME



www.4up.ro office@4up.ro 0745888788 0752888588

Sediu: loc Brazi, str. DE 138, jud. Prahova, cod postal: 107082